


Canton Fair in Guangzhou



BOOTH NO.: 9.1H33-34,112-13 DATE: April/Oct. 15-19th

ISO9001 ISO14001 CE  CARB


SHANDONG XINGANG GROUP

Add: Nanfang Town, Lanshan District, Linyi City, Shandong Province, P.R. China
Tel: 0086-539-7053333 Fax: 0086-539-7052222
Http: //www.cnxingang.com
Email: xingang@cnxingang.com

China NO.1



新港集团
XINGANG GROUP



**The Largest & Most Professional
Plywood Manufacturer
In China**


SHANDONG-CHINA
www.cnxingang.com

About XINGANG

Shandong Xingang Group is the largest manufacturer of film faced plywood and related products in China, which was founded in 1993 with 9 subsidiaries, such as Xingang Wood Industry Co., Ltd. The entire Xingang Industrial park is located in Lingang Industry District, which is covering an area of more than 400,000m².

Shandong Xingang Group has more than 3000 employees and 150 sets of world-class production equipments. The annual output of all wood products is more than 300,000m³ and formwork product is over 20,000 tons. Our products have been certified by ISO9001:2000, ISO14001:2004, CE, FSC, BFU and been well sold to more than 100 countries all over the world, such With the aim of catering to the requirements of global market, we took initiative to organize the China Shuttering Board Committee in 2005. As the leader of the committee, we established the national production standard and quality control system in plywood field and led the committee members together to develop plywood industry further with new innovative technologies.

XINGANG Certificates




Auto Hot-press for Film Pressing Machine



Auto Hot-Press for Film Pressing Machine





CANTON FAIR



INSPECTION & TEST



FILM FACED PLYWOOD



Size(mm)	915 × 1830, 1200 × 2400, 1220 × 2440, 1250 × 2500, 1500 × 2500, 1500 × 3000
Thickness(mm)	9, 12, 15, 18, 20, 21, 24, 27, 30, 35
Color of surface/film	Dynea brown film, Domestic brown film, Anti-Slip beown film, Black film/Dark brown waterproof popl
Core	ar, hardwood, birch, pine, combi
Glue	WBP, WBP Phenolic
Moisture content	6-14%
Density	530kg/m ³ -700kg/m ³

Items	Poplar	Hardwood	Birch
Bending Strength(N/mm)	46	55	77
Bending Modulus of Elasticity (N/mm)	5100	6250	7600
Cycle life	8-15 times	15-25 times	30-50 times

COMMERCIAL PLYWOOD



Standard Size	1220 × 2440mm
Thickness	2.2-25mm
Face&Back	Okoume,Bintangor,Pencil Cedar,Birch,Pine etc
Glue	MR,WBP
Grade	BB/BB,BB/CC,C/D
Density	530kg/m ³ -650kg/m ³
Species	Poplar,Combi,Hardwood and Combi etc.
Surface Treatment	Well sanded & pressed
Usage	For furniture,packing,decoration

MDF & CHIPBOARD



Standard Size	1220 × 2440mm
Thickness	2-25mm
Surface Design	Glossy,Matt,Blue,Embossed,Beech,Oak,Walnut,Maple,Teak,Cherry,Lvory or as request
Glue	E1,E2
Density	650kg/m ³ -800kg/m ³
Species	Poplar,Pine and Hardwood etc.
Surface Treatment	Well sanded & pressed
Usage	For furniture,packing,decoration


WIRESMESH FILM FACED PLYWOOD

Birch,Combi, or Poplar core is available
 Water-proof WBP exterior glue,
 wiresmesh side with 220/240g/m² film
 Features: with the most popular square
 wiresmesh style, F/W or W/W, it is widely
 used in trailer flooring.




LVL

Length:920 to 5,200mm
 Width:25 to 1,200mm
 Thickness:3 to 120mm or as request
 Glue:MR,WBP
 Core:Poplar,Pine,Hardwood and Combi etc.
 Application:typically used for beams, stair board and edge-forming materials.



H-BEAM , I-JOINT (BEAM FOR FORMWORK)



For construction use, carry film faced plywood.
 Standard H-20 model
 Weight: 4.8 kg per running meter.
 Bending moment-max: 5kN/m
 Shear force-min: 11.0kN
 Bending-max: 1/500
 Live load(Bending stiffness):1.5kN/m²
 Length:1.9m-5.9m
 Standard Size: 20cm(height) x8cm(width)x4cm(flange thickness)x27mm(web thickness)
 Flange: Sawed-Pine or Spruce , Web: birch or poplar or larch plywood as web.
 Treated by WBP glue exterior used weather & water-proof
 Coated by antiseptic & water-proof yellow painting.

T&G board(Tongue&Groove)

Size:1220X2440mm or as request
 Thickness:3,6,9,12,15,16,17,18mm
 Glue:MR; WBP
 Surface: Bintangor,Okoume,Mersawa,Poplar,Pine,Birch,Pencil Cedar etc.
 Surface Grade:BB/BB,BB/CC,C/D or as request
 Core:Poplar, Pine,Birch,Hardwood,Combi etc.
 Groove shape:V-groove,W-groove or Rectangle-groove,Square groove,T&G groove or as requested



WALL FORMWORK

The elements and exact connections make for a perfect joint pattern. You can choose whichever formface material best meets your requirements. A range of practical accessories make work on the site much easier. XG will plan the most economical solution for you. Also, having your formwork pre-assembled by the XG Service saves time and space on site. Wall formwork allows the forming of all designs and applications. It can be used as formwork project for industrial and residential construction, bridge abutments or retaining walls, for each ground plan and all heights.



COLUMN FORMWORK

Column formwork is extremely cost-effective as it can be moved as a complete unit in one crane lift and provides excellent architectural concrete finishes with sharp or chamfered edges. For large cross-sections and architectural concrete surface. Rectangular or square cross-sections from 20 cm x 20 cm to 120 cm x 120 cm. Excellent concrete surface quality thanks to high-grade form lining.



SLAB FORMWORK

Slab formwork is the fast, versatile floor-slab formwork for any desired layout. You can shutter every slab thickness, every layout and every height. Meeting individual requirements regarding the concrete finish is no problem, as any type of formfacing can be chosen. The system allows for large spans, and this reduces the number of parts that have to be moved. Slab formwork thus represents efficient working in any type of requirement.



HYDRAULIC AUTOMATIC CLIMBING SYSTEM ACS-50



The hydraulic automatic climbing system ACS-50 combines the advantages of different climbing formworks in one modular system that makes the easy adaptation to site-specific requirements possible and provides an efficient solution for every type of structure. The all-round enclosure makes for safe, weather-shielded working at any height. With its all-hydraulic equipment, ACS-50 can be climbing quickly and safely also in windy conditions.